

# THE GROWLER

with  
THE NEWSLETTER OF THE CASCADE CIVIL WAR SOCIETY      OCTOBER 2007

Kents Tour Lincoln Library and Museum

In early August 2007, Lance and I visited the Lincoln Library and Museum in Springfield, Illinois, not just once but twice. We were very impressed with the displays, the two theatres and the general layout which kept crowds of people busy in various areas. Being re-enactors of the period really enhances the experience. One of the most memorable and touching things that struck Lance was seeing several of Lincoln's mirrors, especially the traveling mirror he used while riding circuit, and our being able to stare into them and imagine Lincoln himself seeing his reflected image. It made me shiver.

From April through October, there's a special exhibition dedicated to Mary Todd Lincoln, with lots of manuscripts and invitations



**Mary Kent visiting with the first family.**

in her handwriting, a blood-stained fan from Ford's theatre, dresses (one large check with matching cape), wedding gown, and china, among many other items. A long storyboard told about her trying to sell her gowns in New York when she needed money, only to have them sent back and she had to pay the return postage. Very sad ending for Mary--her bed from the sanitarium is on display at the entrance.

There is a single room devoted to the ball gown of Mary and her rivals--with different

berthas and sleeves--just lovely.

There is the Whispering Gallery lined

political cartoons depicting Mrs. and Mr. Lincoln as demons, beasts, traitors, and



**Lance Kent discussing the war with Generals Grant and McClellan. McClellan seems somewhat perturbed by Mr. Kent's attire.**

despicable characters. I purchased the book featuring this section because I was unaware of so much graphic hate. (A reminder of today's politics and media frenzy.)

There are full-sized rooms with life-size characters. One features Lincoln sprawled on the couch in his law office reading a newspaper oblivious to his two young boys who are walking on important papers on top of the desks and throwing ink. There are spots on the ceiling and walls and general chaos and complete destruction. Another room takes you into the White House and shows Mary and Lincoln looking upon their sick boy, Willie, while music is playing gaily from down the hall at the Ball that is in progress. There's a small corner with Mary sitting in a rocker mourning the death of her son while rain splashes upon the window. Even though they are just statues, they are very moving, very realistic, very heartbreaking.

During our second visit, I encountered a re-enactor who was explaining the room with Lincoln and his cabinet. He didn't always work on the floor but I just got lucky and spoke at length with him after he'd given his talk to the public. It's a room showing the different reactions on the faces and body language of

each member when Lincoln announces his Emancipation Proclamation. From there you go into a hall with hologram talking heads coming out from all sides speaking out against this very subject—soldiers saying they didn't fight to free the slaves, mothers, young sweethearts, businessmen, farmers, all against Lincoln and his plan. There are at least 20-30 different people speaking and I found it compelling to stand close and listen to each one.

While there is a significant amount of memorabilia under and behind glass, one of the items I found most interesting was Mary's coral necklace and matching dangling earrings. It is a single string of round 8mm beads. But I was most interested because the backs of the



earrings are definitely the screw-on type! (I have an email

**Lance keeping bad company with an old actor friend of**

address to see what the curator knows about this type of earring being used in the 1860s.) In this area there is also a postcard of the children's dog. Evidently they did not think the dog could stand the trip to Washington when they moved from Springfield, so the neighbors kept it and made postcards so that the boys wouldn't be so lonesome for their pet. Maybe others of you knew about this detail, but I was unfamiliar with it.

One of the truly most unforgettable display presentations in our minds is the huge map of the states with constantly changing borders between north and south as each battle flashes on the map while a corresponding date and number of deaths keeps totaling until the end of the war. There are uniforms and letters from the soldiers on both sides, with one saying that he saw 79 men lying dead on the battlefield. They lay in a row with their feet all in a straight line even though 76 had fallen backward and 3 had

fallen forward. Can you just imagine?

It was awesome and there were many more interesting things – during one visit I watched a black woman (dressed period, of course) give a talk "From My Front Porch," and there's a room with a very novel way of showing on various TV screens each individual candidate's views when Lincoln ran for office. Just like today, O Lord, just like today. History seems to repeat itself.

(Submitted by Mary Kent)

## **When Did The Division Start?**

Although historians commonly trace the coming of the Civil War through the 1850s, some roots of separation were present as early as the colonial period. Troubles between Tidewater (coastal region) and Piedmont (the interior) settlers often reflected differences in philosophies of government: the Tidewater was an older, more settled region, and its citizens wanted little government interference; Piedmont people, on the other hand, looked to government for protection along the frontier, for ready money and light taxation. Those differences shifted with time. Under the Articles of Confederation, adopted while the American Revolution was still being fought, the "pluribus" theory of government prevailed. Sovereignty rested with the states, and they gave limited powers to a weak central administration. With the adoption (1787) and ratification of the federal Constitution, however, the "unum" theory came to the fore, and strong national government began in America.



## **Hardaway's Battery Song.**

From Ken Janson. A song he wrote, with a little help. Ask him to play it for you at the next event.

You've read in history's pages the heroes of great

fame,  
The deeds they done,  
the battles won And  
how they made their  
name.

But the bravest e'er that  
ever was no matter where you roam  
Were the boys who came in '61 to defend their  
hearth and home.



At First Manasas □ bloody fight we sent them round  
on round.

In the thickest of the battle fray, Alabama stood her  
ground.

For Liberty we'll stay the course. Brave Hardaway's  
will stand.

And hark, the foemen best beware our guns so sure  
and grand.

At Fredericksburg and Chancellorsville we gave  
them shot and shell.

With Whitworth bolt and Rifle Gun we sent them  
straight to □ well

From Russell, Macon, Tallapoosa counties we have  
come.

And we won't retreat or give it up 'til Marse Bob  
says it's done.

So, here, s to proud Virginia and the Carolinas, too.  
To the bold hearts come from Texas brave, all men  
forever true.

But the boys who stood up proudest then, fair  
Alabama's sons,

To Hardaway's brave Bama Boys, To Hardaway's  
Big Guns!

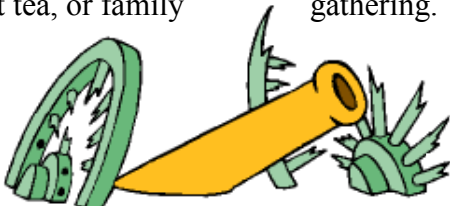
copyright notice: (c) Janson 2007.

## From the Civil War Kitchen

Do you know anyone who doesn't like scones? I  
don't. Do you know how to make them? Well, if  
you follow the recipe below, you'll make a hit at  
your next tea, or family gathering. Enjoy

### Scones

1 1/2 cups  
flour



1/3 cup sugar  
2 teaspoons baking powder  
1/2 teaspoon salt  
3/4 cup heavy cream  
2 teaspoons finely shredded lemon zest  
(optional)  
1/2 cup dried cranberries or raisins  
(optional)

Preheat oven to 375. Mix  
together the flour, sugar, baking  
powder, and salt. Make a well in  
the center and pour in the cream  
and lemon peel. Stir together  
until crumbly then use your hands  
to gently knead the dough into a ball.  
Place ball onto floured surface and either roll out or  
pat the dough into a circle (7 1/2" around). Cut the  
dough like pizza into 6 - 8 wedges.

Place scones 1" apart on an ungreased cookie sheet  
(I use a baking stone). Lightly brush scones with  
additional cream and sprinkle with sugar if you like.  
Bake about 18 minutes or until scones are golden  
brown. Serve warm

### Easy Devonshire Cream

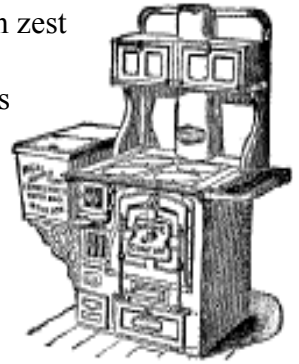
1 c. Heavy whipping cream

1/4 tsp. Cream of tartar

1/4 c. Powdered sugar

1/2 tsp. Vanilla

Beat all ingredients until stiff. Refrigerate and serve  
with scones and jam



**DID YOU KNOW?** The Constitutional Union  
party was founded in 1860 by U.S. politicians trying  
to stem the movement toward civil war. One of the  
four parties fielding candidates in that year's  
election, it nominated John Bell for president and  
Edward Everett for vice-president. Although the  
party carried only Kentucky, Tennessee, and  
Virginia, the votes it won in other states indicated  
the widespread strength of sentiment to preserve the  
Union.

## Virginia City Event, Labor Day Weekend

By Carrie Lynn Rarden

On Labor Day weekend, Ken Janson and I went to  
Virginia City for the CCWR event there. The whole



Carrie Rarden and Don Cooper spend some time together.

weekend it was sunny and warm, of course, we were in the middle of the desert.

There were a few things I didn't like, Virginia City itself and a little about the event. Where we camped was Miner's Park. The battlefield was away from the park, in order to watch the battle, you went on a train. I had heard rumors that this would be the first year that they used the steam train from McCloud,

later to find out that this wasn't true, they used a modern looking train. I found out that McCloud hadn't kept up the engine very well and it would take 8 years to finish restoring it, which is a shame. Both battles were in the afternoon, about 45 minutes apart from each other, I found out because otherwise, the guys were sitting around doing nothing for several hours, so they decided to do the battles close together so the guys had time to do other things before and after the battles.

Virginia City has become very commercialized, which is a shame. I wanted to get a picture of the Bucket of Blood Saloon and looked in and saw the slot machines in there. Now, slot machines wouldn't have bothered me...if they were period looking, but they were very modern in an old-fashioned looking environment. I didn't bother taking a picture of it. The town closes down at 6 PM, the event ended Saturday and Sunday at 5 PM. I never got to see the things I wanted to see. Sunday morning, I did get to see the Fire House Museum with all the old-fashioned fire engines. They were beautifully restored. The main engine they had displayed was a late 1800s model engine, and that engine that was displayed was used in the movie of "Hello Dolly". I wanted to go to Piper's Opera House, in which they're restoring, but tours were only from 1 PM to 4 PM, so I never got to see inside it. I wish they would have kept things open later so I could have toured everything. I did get to see the Silver Lady Saloon with the big painting of a lady who's dress, jewelry, and border around her were a bunch of Silver Dollars. That was fun to see.

My other complaint of Virginia City was in order

to do some of the reenactment things, even if you were a reenactor, you had to pay for them. You had to pay \$5 in order to join in on the lady's tea. Sunday, they were supposed to have Robert E. Lee talk to the women, but I didn't want to pay \$5 to see him. The worse was if you hadn't signed up on a list to ride the battle train, you had to pay for a ticket, which was the same price the public had to pay, \$12!!! I paid it disdainfully because my boyfriend wanted me to see both battles and I had only signed up to see the first battle. You had to pay a fee to join in on the dance Saturday night, so my boyfriend and several other reenactors went down to the "Sargeant Major's Saloon" and visited.

Monday, they had a parade, a street battle following the parade and one battle an hour later. I left in

the morning with my ride home, so I never got to join in on that and never heard how it went. Even though I had all those complaints about Virginia City, I still enjoyed myself. Saturday morning, Hunter Cogle, the 1st Texas Commander, and I surprised my boyfriend by having ourselves a Shot Gun wedding. It was great, I coaxed Don, my boyfriend, into the tent and then he got called out of the tent, only to see the whole 1st Texas surrounding the tent with their rifles pointing at him, bayonets fixed. Ken Janson officiated the ceremony, so that was fun.

I will go to Virginia City again. Next year, however, I'm going to Fort Stephens because I've heard very good reports about that reenactment. But next time I go to Virginia City, I'll make sure to leave during the day to go see everything I want to see before they all close.



Some of the First Texas Brigade and Louisiana Zouave Brigade. Don Cooper is in the top row.

## Where have all the soldiers gone?

For all that were at the school of the soldier, I salute you. For those who could not make the event,

we missed you. There was a fairly regimented schedule to start with. But as reenactors will do. We made do with what we had and, what we did have were the hard core old salts. And, I am glad to be accepted among them. Camp life. The Union Camp measured six A's with flies and other homey accoutrements. Whereas the confederate camp. Well, at this time I would not like to mention how highly out numbered we were. No one went hungry. Stewart set up a kitchen area in the gazebo, the coffee was on all day and there was fruit and snacks enough to keep the troops going. Saturday morning started with a hearty meal, prayer, coffee and conversation. Drilling. At the morning meeting it was deemed that the best use of the time allotted for training would be that; at the morning drills the Cav would fall in with the infantry and do their best to learn their tactics. Thank goodness there were so few of us --Cav, or we would best be described as the "Keystone Cops." We did our best and, I can say that we are a better troop from the abusive nonsensical infantry commands. With all seriousness, the training was fundamental to being able to understand as well as deploy, troops other than Cav. Thanks. Break from drilling. Both the CCWS as well as the museum became stars in a local documentary. There was a film crew doing a film at the fort for what purposes I have yet to know. So, we set up to their request facing one of the buildings at the museum. We were to hold a constant fire on the enemy. While the Cav and sharpshooters held the fence. Sgt. Marv employed some of the training earlier that day by charging the jail and it's; vicious and vile inhabitants with a full bayonet charge. When the firing subsided the report was that "the enemy had vacated the area." Well done infantry! Cavalry drills. The only real problem with the Cav drills is teaching the infantry to start on your left -- your other right. As most of the skirmish and fire line had been practices in the AM. The only thing left to train on would be wind sprints and a four minute mile. no since beating em' up like that. That's "our" special masochism. Live fire. After an evening of; fellowship, conversation, conjecture and argumentatives. The event closed with a morning live shoot. The shoot itself was run quite professionally and hats off to those very large kids who made it possible for those who had never had the chance to actually fire a black powder

weapon. The look on their faces made the effort worth it, I do believe. Those that could not make it. For those of you that could not make the event. Please be it known that you were missed. The training was not especially rough. But, was more than enough to let the infantry and Cav have some semblance to an understanding regarding each other. I do still think that we should have had the inf. do at least one mile of wind sprints so they would have a thorough understanding of our lack of regiment. Maybe, another day. My greatest thanks to those that made this event happen.

Peter Infelise, Maryland Line

### Take It To The Cleaners

"Pam" who now runs Fashion Cleaners on 6th St. below Owens... has reconfirmed a 20% discount for CCWS members when having period garments dry cleaned. You must ask for the discount when first leaving your garments. She also gives a discount for BiMart card holders. From Becky Ross



### Calendar

#### October

5-7 CCWR Gardenville

11 General CCWS Membership meeting, Klamath

Falls.

18 Rouge Valley CCWS Chapter Meeting.

19-20 Klamath Basin Potato Festival, Merrill, OR.

20-21 Harvest Festival, Phoenix, OR

26-27 Wood House School Days, Eagle Point, OR

27 Governor's Ball, NCWV Virginia City, NV.

#### November

8 General CCWS Membership meeting, Klamath Falls

9-11 RACW Anderson Event

11 Veterans Day

### Switchel: Period Thirst Quencher

Gatorade didn't exist in past times. Then how did they deal with thirst? With a drink called switchel...haymakers' punch...grandmother's harvest drink. Called by many names, it was

hauled to the fields by the bucket loads for the men to gain refreshment during the hot hard work of haying.

The main constituent (and nutrient!) is vinegar. Right, real apple cider vinegar. The more organic and unpasteurized, the better. Vinegar, a sweetener, ginger, and water in varying proportions combine to whet a whistle better than the modern sports drinks. It is easy to make and take to reenactments. And, the beverage poured out of the pitcher is a mellow amber, not electric blue or green!



Here's two recipes I have tried:

### Switchel I

1/2 cup apple cider vinegar  
1/4 cup molasses  
1/3 to 1/2 cup sugar or honey, depending on taste  
1 1/2 teaspoon ground ginger (fresh grated ginger can also be used to taste)  
water to make 2 quarts

Measure the vinegar, molasses, sugar or honey and ginger into a 2-quart pitcher. Add cold tap water to fill. Stir to dissolve and mix well. Serve in a tall glass over ice. If left in the refrigerator overnight, it will blend. This tastes bold and really quenches thirst. Different recipes abound; there is also one that calls for maple syrup and a bit of salt.

Francis Marion, a Revolutionary War figure of South Carolina, was known to carry a concentrate of a vinegar drink that he could mix with water. Probably some form of switchel. Vinegar rations go as far back as the Roman soldiers. The following is a milder recipe:

### Switchel II

1 1/2 cups blend of maple syrup, brown sugar, and molasses (at least 1/4 cup should be molasses)  
1 cup apple cider vinegar  
1 Tablespoon fresh grated ginger  
1 teaspoon salt  
Cold water to make 1 gallon  
Combine the 1 1/2 cup sweetener blend, vinegar, salt and ginger in a saucepan. Simmer

10 minutes and strain out the ginger. Combine with water to make 1 gallon, Mix and chill.

I made a 1/2 recipe of this one also and it was also good. A bit milder than the first one.

Submitted by Karin Collison

### It Almost Began in 1832

Taxes plagued federal-state-citizen relationships throughout the first half of the 19th century. The first protective tariff in 1789 brought the earliest of many clashes between Northern and Southern economic views. Southern producers wanted a tariff on hemp; Northern users wanted none. Gradually tariff arguments pitted Northern manufacturing interests and small farmers against Southern planters and slaveholders. Friction increased with each new tariff bill until, finally,

the so-called Tariff of Abominations of

1828 caused a confrontation between federal and state authority. This bill forced Vice-President John C.

Calhoun to change his personal and political views. Earlier a strong nationalist, he now shifted to sectionalism and so broke with

Andrew Jackson, who had selected Calhoun to run again for the vice-presidency in the 1828 election.

Despite his position in the federal government, Calhoun wrote the "South Carolina Exposition and Protest," which the South Carolina legislature adopted (1828) as its manifesto against bad federal laws. In it Calhoun ingeniously claimed the right of states to nullify federal laws that they deemed unconstitutional. The nullification controversy came to a head in 1832 when South Carolina declared the tariff laws null and void and President Jackson responded with the threat of force. By this time Calhoun had resigned the vice-presidency and become a South Carolina senator. His theories of government shaped South Carolina's views, and at length he devised a theory of secession that prescribed the steps for leaving the Union. Although a compromise solution to this particular crisis was found, Calhoun's ideas were to be invoked again in 1861.

### Time To Start Looking At The CCWS New Year Event Calendar

This past year has been a Jim Dandy one for the CCWS. Our Calendar of Events saw some new and exciting changes. The two that come to the fore front are the events at Stewart Park and Moore Park. Plus, lets not forget the Officers Dinner at the Klamath County Museum, and the schools of the shoulders that have taken place. There were a lot of



other events, we could go on taking a walk down memory lane, but, it's time to look ahead to the new year 2008 and what the CCWS is hoping to do then.



In the past, this simple, yet vital procedure, has often been put off to the last minute, or worse, a month or two into the New Year. Dreadful, positively dreadful. On browsing other civil war reenactment clubs web sites, some already have their 2008 event calendars

posted. And we sometimes wonder why we don't get reenactors from other clubs out to our events. One reason might be, that they plan ahead, they look at the other clubs calendars and decide early on what events they would like to attend.

This club has two very good events now. The locations are great. We are of course speaking of the Stewart and Moore Parks events. We need to get those dates posted, on our website and out to the other CW clubs so they don't plan something for the same weekends.

We are told by those reenactors from other clubs who come to CCWS events, that we put on fun, interesting and memorable events.

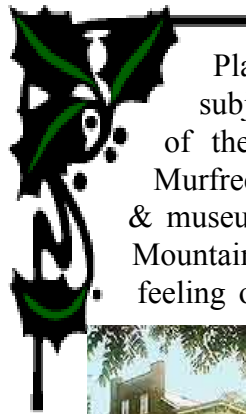

So, lets get this ball rolling and get 2008's CCWS event calendar planed and posted.

## CCWS Annual Dues

It's almost time to pay the CCWS annual dues. Dues are due in January. Make you payment early and get it out of your hair.

## Holly's Corner

Just a few quick words from the Wandering One...having eaten my way across Tennessee, Georgia and Alabama, I am so full of fried okra, grits, fried green tomatoes, catfish and hushpuppies I could just bust! But sandwiched in between all that eating were trips to Franklin to see the Confederate Cemetery at Carnton



Plantation and the house itself (the subject of Robert Hicks' book "The Widow of the South") and the Carter House, to Murfreesboro tour the Stones River Battlefield & museum, and to Chickamauga and Lookout Mountain. I have not the words to describe the feeling one gets form actually seeing where it



The Carnton Plantation main house.

happened, walking where they walked, being inside the house which was turned into a field hospital --and yes, the bloodstains are still on the floors. At the cemetery, I was witness to a family's tears of joy as they found the final resting place of

their great-great grandfather. Truly a moving experience.

Oh, and the visit with my family was great, too!"  
Holly Fields

## The Maryland Line has come into the 21<sup>st</sup> Century

It took only a little over a century and half for the Maryland Line to come up to date with their own web site. But it's finally done. You can find out information on the Maryland Line at the CCWS web site. Just get to a computer and type in CCWS.US and when it opens, click on Maryland Line Page. Really, check it out!



The Confederate Cemetery at the Carnton Plantation.  
Photo taken in 1866.

## 2 Up Coming Events In The Rouge Valley

I need an rsvp asap on two upcoming events in the Rouge Valley.



First ~ The Harvest Festival - October 20-21, Saturday and Sunday, in Phoenix, OR. Set up can be done on Friday. You can camp the weekend if you like. Lunch is provided by the Festival. This is a non-battle event but we will have a kids drill and if you wish to have

## CLASSIFIEDS

**From Jim Kingery** Hand Rolled Cartridge tubes  
100 count \$5.00. 541-538-0767

another kind of demo let me know. We were a success last year and would like to have an even bigger showing this year.

Second ~ Wood house school day - October 26-27, Friday and Saturday, in Eagle Point, OR. Set up can be done on Thursday. You can camp at the site if you wish. Our home will also be available to some (would like to make it for Klamath Falls participants mostly) The grass there is very dry so fires will not be permitted. We plan to have a food vendor on site or stores and restaurants are jus 5 minutes away. Friday is set aside for a school day. We have been contacted by some home schoolers and will contact more schools as soon as we can get an idea of how many from the CCWS can be there. We would like to have stations similar to the Fort Klamath school days. One station will have Loretta Wood Corbett, gr granddaughter of the homes' original owner and a Civil War vet. Saturday will be open to the public. We will not charge an entrance fee but we can have a raffle table if we like. Once again, the number of participants will determine how many schools to invite, how much advertising to do and how many stations we can have

I need to know as soon as possible how many plan to attend these two events. If you need loaner gear let me know that as well and I will do my best to arrange for some.

Kit & Kathy Barlow

PS. Merlin is near Grants Pass. I think the Potato Festival is in Merrill (or something like that) and is on the K Falls side of the mountains.

Call Kit at (541) 261-6193 or email him at: [tropperkit@charter.net](mailto:tropperkit@charter.net)

Cascade Civil War Society, P.O.Box 1956,  
Klamath Falls, Oregon 97601. We reserve  
the right to edit any submissions.

**Private Newbee**  
Hey! Stop calling me "Fresh Fish"!  
I got everything you said I'd need.  
You know I'm new at reenacting.



The Growler is published for the members of the Cascade Civil War Society. If you'd like to contribute, email the editor at [cooley@charter.net](mailto:cooley@charter.net) or mail to: Growler,